

Patient Reports Guide

The Patient Reports Guide includes examples of the current patient reports available to Premium Members entering clinical level data into the PCQC Registry.

Currently, there are a total of 10 patient reports (5 each for hospital and community settings). They are in the following domains:

- **Operations** – Metrics regarding operations, such as total patients, total visits, average visits per patient, time from referral to initial visit, etc.
- **Ethical & Legal Aspects of Care** – Metrics regarding advance care planning, such as documentation of goals of care, documentation of surrogate decision maker, whether an advance directive was completed, etc.
- **Physical Aspects of Care** – Metrics regarding physical symptoms, such as symptom screening, interventions, and symptom improvement.
- **Psychosocial & Spiritual Aspects of Care** – Metrics regarding social, psychological, and spiritual domains, such as whether there was documentation of a caregiver, discussion about emotional needs, or discussion of spiritual concerns.
- **Clinical Summary** – Provides a filterable report to show charts of a program or site's total counts for demographics, clinical data points, and discharge-related data points.

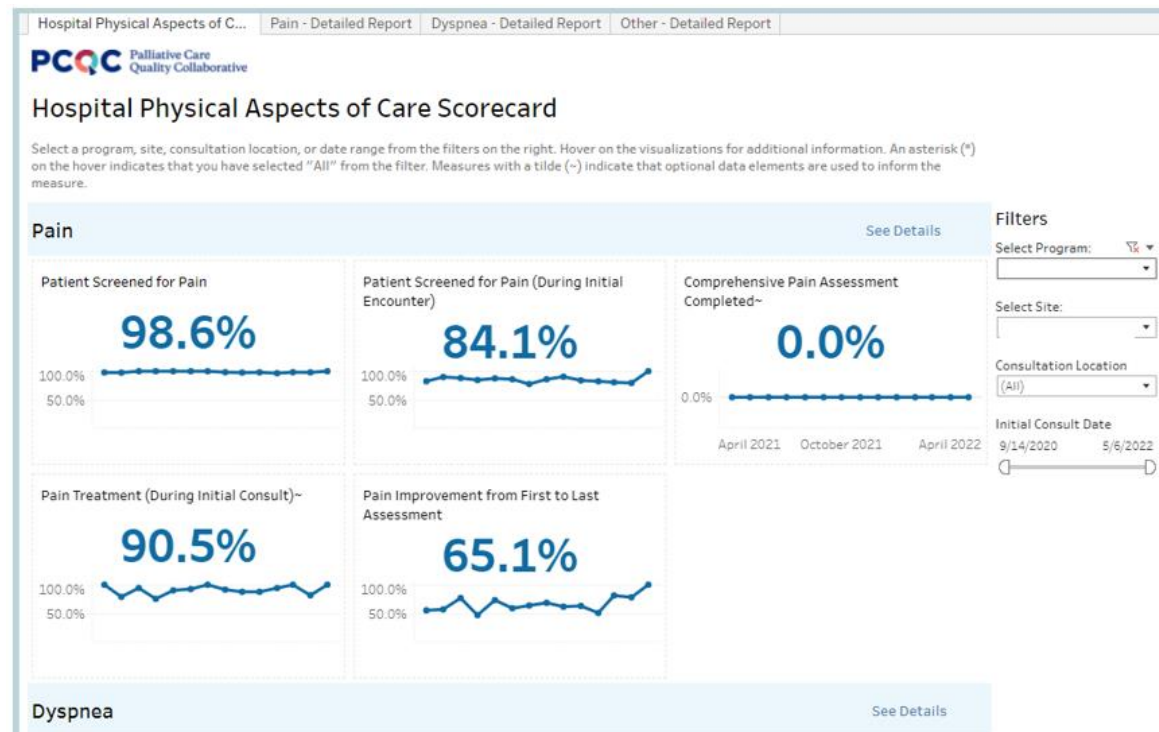
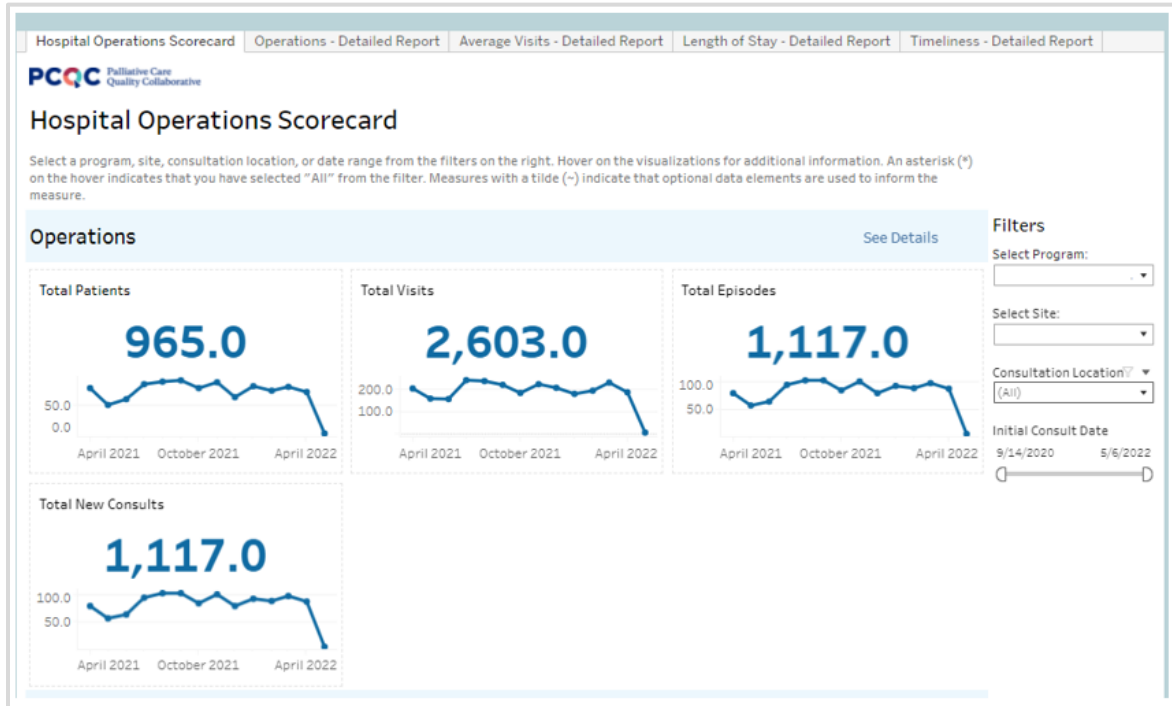
Navigating to Reports

The screenshot displays the 'Program Profile for Demo Program 1' in the PCQC Registry. The interface includes a left sidebar with navigation icons: Home, Data Entry, Program Reports, Patient Reports (highlighted with a red box), Invite Colleagues, Resources, and Help. The main content area shows the program name, PCQC ID (21434), and contact information. A dropdown menu is set to 'Demo Program 1 (21434)'. Below this, the 'Program Details' section is divided into 'Basic Information' and 'Care Settings'. The 'Basic Information' section includes fields for Program Name, PCQC ID, Program Email, Program Street Address, City, State, and Zip. A blue 'Edit Program Details' button is visible. The 'Care Settings' section shows 'Office Practice: Yes'. The 'Patient Reports' section is highlighted with a red box and contains two columns of report links: 'Hospital Reports' and 'Community Reports'. Each column lists 'Operations Reports', 'Ethical & Legal Aspects of Care Reports', 'Physical Aspects of Care Reports', 'Psychosocial and Spiritual Aspects of Care Reports', and 'Clinical Summary'. A link for 'How do I edit my Program Profile?' is also present.

- Once logged into the PCQC Registry, click on the 'Patient Reports' icon on the left side menu.
- Select the report you would like to view.


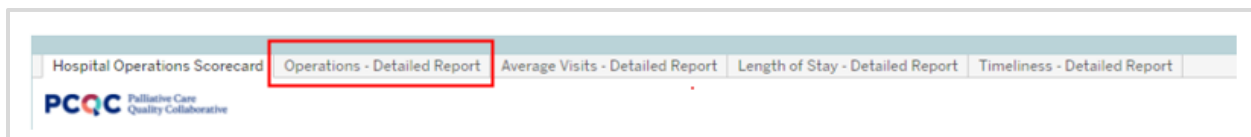
Scorecard Report

For all reports except for Clinical Summary, the report will open to the scorecard view. The scorecard view shows the user all metrics for that domain on one page. You can use the filters on the right side of the screen to choose a specific site (if your program has more than one), the consultation location, or the date range to include.

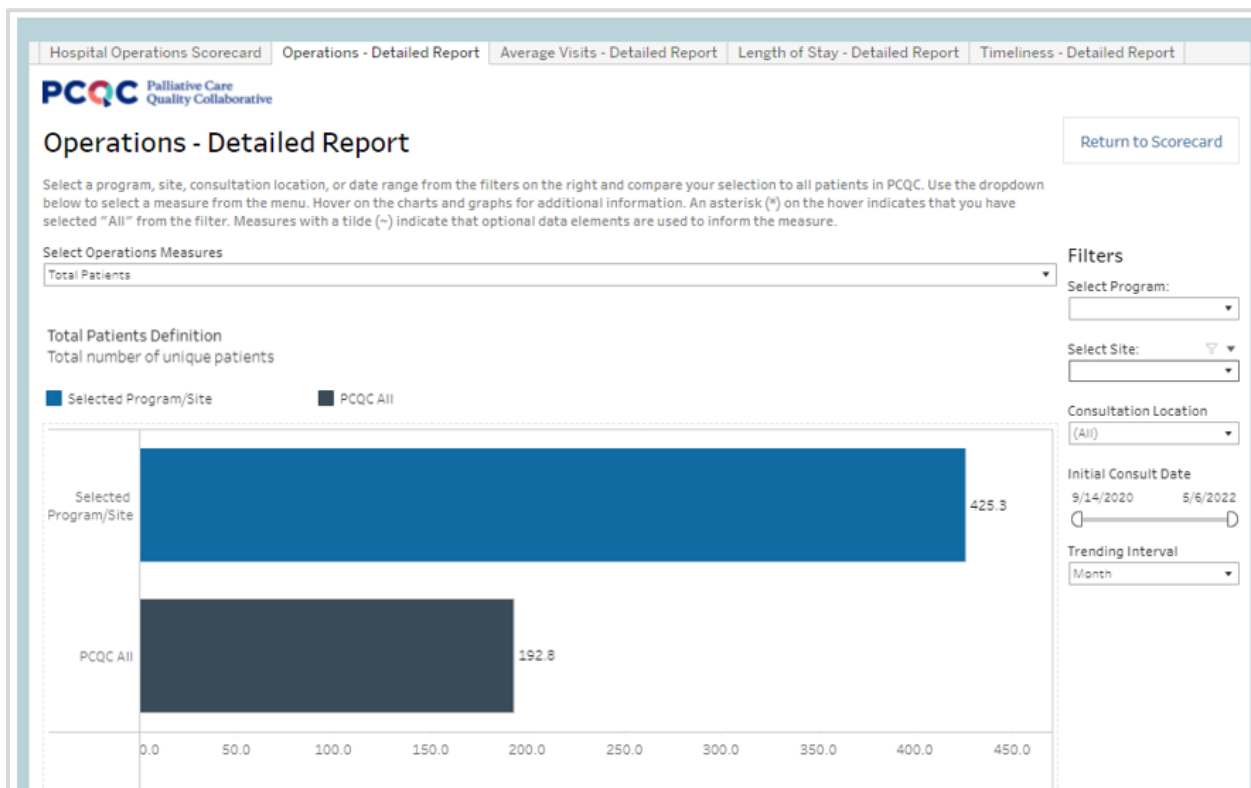


Detailed Reports

Each sub-domain on the report can be drilled down into further by navigating to the detailed reports, either through the tabs at the top of the screen or the 'See Details' button next to each sub-domain heading.



On the 'Detailed Report' page, you can benchmark your program against the rest of the PCQC. You can use the filters on the right side of the screen to choose a specific site (if your program has more than one), the consultation location, or the date range to include.



While the screenshot above shows one specific measure, this benchmarking can be done on every single measure from the non-Clinical Summary Reports.

Clinical Summary Reports

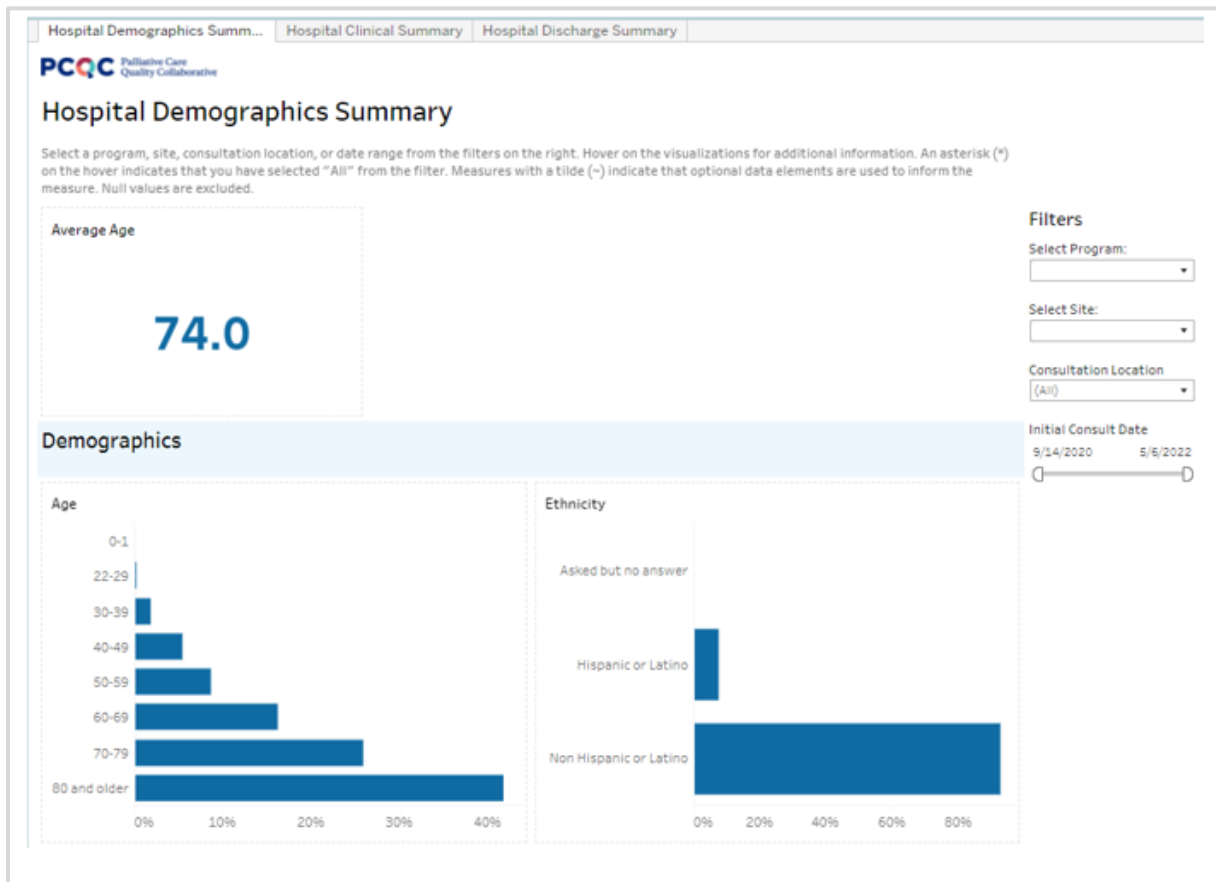
There are three clinical summary reports within the Hospital and Community Settings. They are listed below and can be found as tabs at the top of the screen, once the 'Clinical Summary' option is selected for either the Hospital or Community Reports.

- Demographics Summary
- Clinical Summary
- Discharge Summary



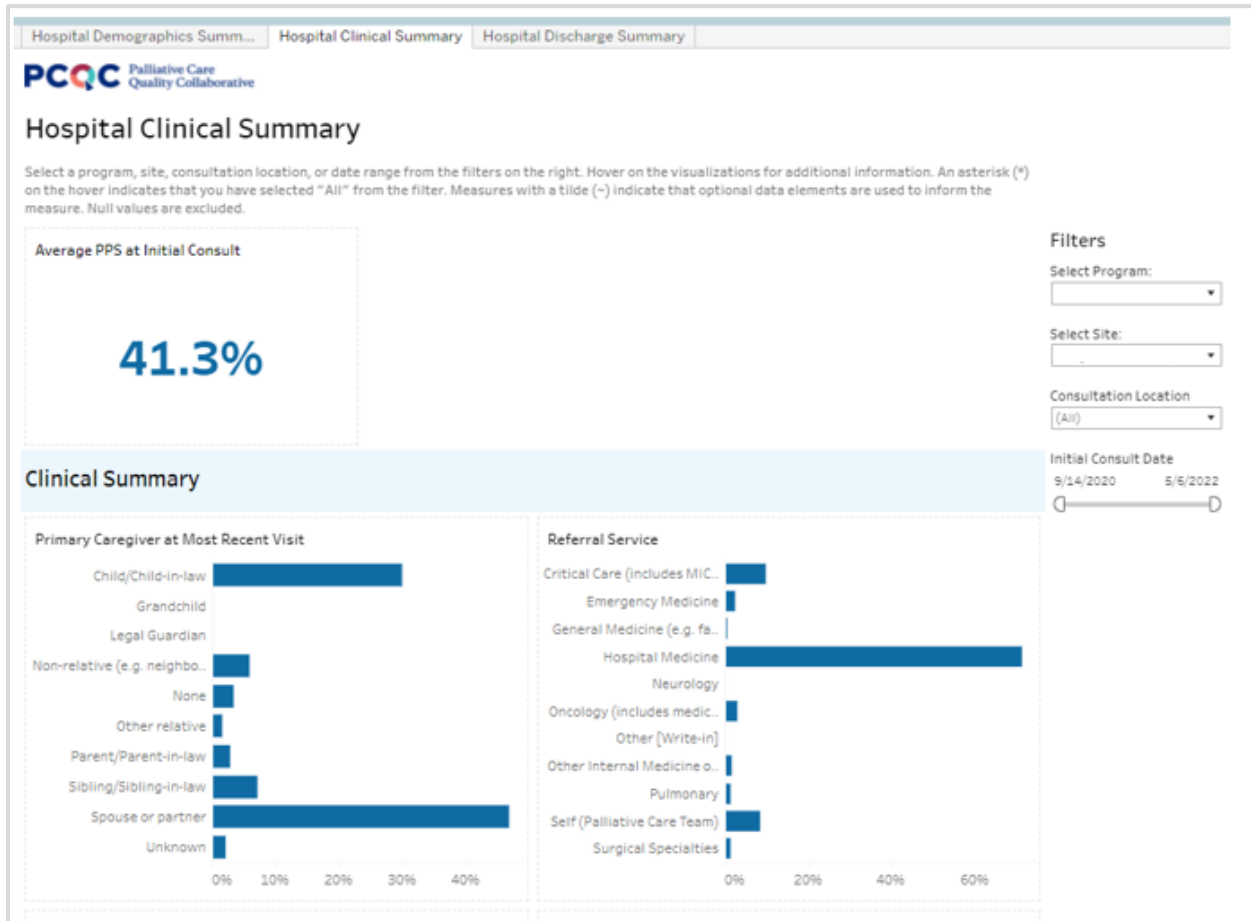
Demographics Summary

The Demographics Summary gives the program counts of their patient population based on certain demographic features: age, ethnicity, race, and preferred language. You can use the filters on the right side of the screen to choose a specific site (if your program has more than one), the consultation location, or the date range to include.



Clinical Summary

The Clinical Summary gives the program counts of their patient population based on certain clinical elements: primary caregiver, referral service, referral source, reasons for referral, primary diagnosis, consultation location, manner in which the visit was conducted, PPS, and resuscitation preference. You can use the filters on the right side of the screen to choose a specific site (if your program has more than one), the consultation location, or the date range to include.



Discharge Summary

The Discharge Summary gives the program counts of their patient population based on certain data elements only collected at discharge visits: resuscitation preference at discharge, patient status, primary reason for discharge, and to what services the patient was referred. You can use the filters on the right side of the screen to choose a specific site (if your program has more than one), the consultation location, or the date range to include.

